

# The Original Cosgrove® Valve Retractor System

(Manufactured by Kapp Surgical Instrument, Inc.)

INDICATIONS FOR USE: Dr. Cosgrove and Kapp Surgical have designed a universal chest retractor that provides the absolute best exposure for the right and left atrium for mitral valve repair and replacement. There are no surgical instruments that can offer greater visualization of the operative field for mitral valve repair and replacement.

The Cosgrove® Valve Retractor System can be mounted on any specified chest spreader, i.e. Cooley Sternum Retractor, Ankeney Retractor, Morris Chest Spreader, Finochietto Chest Spreader, etc. as well as chest spreaders on which we can provide custom attachments.



## SYSTEMS

KS-7000-L	Cosgrove® Valve Retractor System mounted on a large Cooley Sternum Chest Spreader
KS-7000-S	Cosgrove® Valve Retractor System mounted on a small Cooley Sternum Chest Spreader
KS-7001	Cosgrove® Valve Retractor System attachment custom mounted on your own Sternal Chest Spreader
KS-7002	Cosgrove® Valve Retractor attachments only
KS-7111	Cosgrove® Valve Retractor System attachment mounted on other Sternal Chest Spreaders such as Morse, Collins, Finochietto and Ankeney



KS-7107-2L (Large)

KS-7107-2S (Small)

*Cosgrove Valve Retractor system components are designed for interchangeable use on Large or Small Cooley Chest Spreaders*

## SYSTEM COMPONENTS

KS-7100	Cosgrove® Main Bracket
KS-7101	Tricuspid Retractor Blade
KS-7102	Large Retractor Blade
KS-7103	Small Retractor Blade (3 each)
KS-7104	Side Arm Bar
KS-7105	Universal Clamp (nut, non removable, 3 each)
KS-7109	Transverse Nut (Included with main bracket)
KS-7107-2L	Large Cooley Sternum Retractor with dual mounting bars, 40mm x 115mm blade and 230mm arm
KS-7107-2S	Small Cooley Sternum Retractor with dual mounting bars, 40mm x 100mm blade and 200mm arm

*NOTE: System supplied with KS-7107-2L -OR- KS-7107-2S*


## ADDITIONAL COMPONENTS

KS-7103-L	Left Angled Retractor Blade (optional)
KS-7103-R	Right Angled Retractor Blade (optional)
KS-7103-S	Solid Retractor Blade (optional)
KS-7107-L	Large Cooley Sternum Retractor (without mounting bars)
KS-7107-S	Small Cooley Sternum Retractor (without mounting bars)
KS-7108-R	Suture Bar (mounted on retractor, optional)
KS-7108-S	Suture Bar (mounted on side-arm, optional)

## CUSTOM PARTS AND SERVICES

Custom Parts and Services can also be provided upon request. Please call our office at 1-800-282-5277 for more information.

## SYSTEM COMPONENTS



## ADDITIONAL COMPONENTS



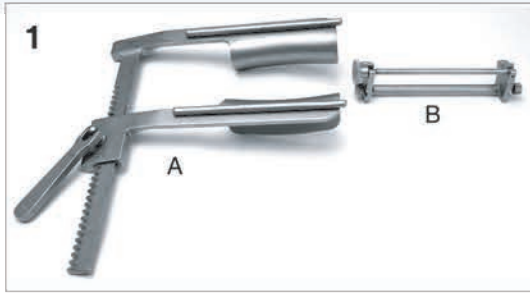
The Quality Management System is EN ISO 13485:2016 Certified




# The Original Cosgrove® Valve Retractor System

(Manufactured by Kapp Surgical Instrument, Inc.)

## ASSEMBLY INSTRUCTIONS




Position your Chest Spreader (A) as shown. Slide the Cosgrove® Main Bracket (B) onto the Chest Spreader moving from right to left. (See photograph #2)



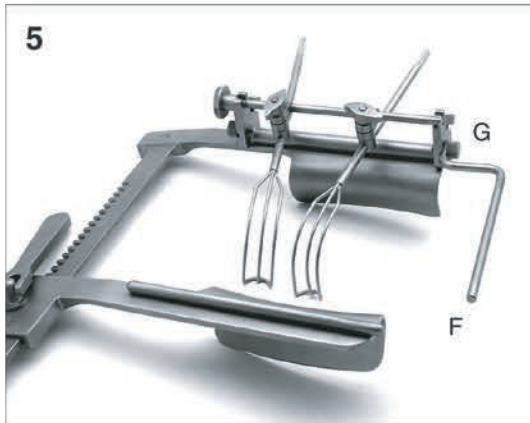
Chest Spreader with Cosgrove® Main Bracket mounted.



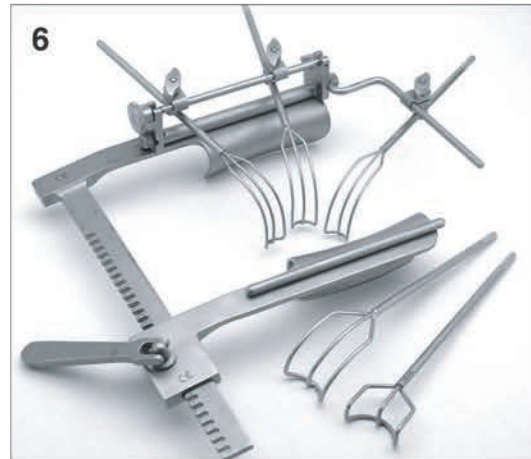
Slide the Retractor Blade (D) through the Universal Clamp (C).



Slide the Universal Clamp with attached Retractor Blade (D) onto the 1/4" support bar. Tighten the Transverse Nut (E) on the support bar, locking it in place.



A third retractor blade can be mounted by attaching the Side Arm Bar (F) by loosening the right locking screw (G) on the Main Bracket. Slide the notched end of the Side Arm Bar between the Main Bracket and the head of the locking screw and tighten to secure it in place.



Cosgrove® Valve Retractor System (complete set) mounted on a Cooley Sternum Chest Spreader showing Retractor Blades and Side Arm Bar Attachment.

The Quality Management System is EN ISO 13485:2016 Certified

CE